



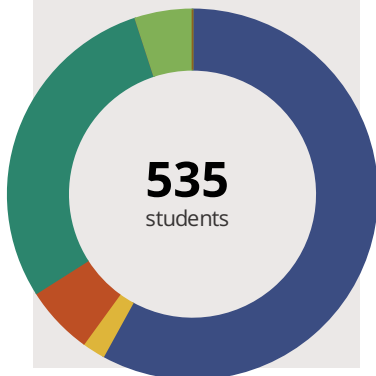
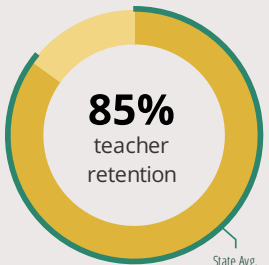
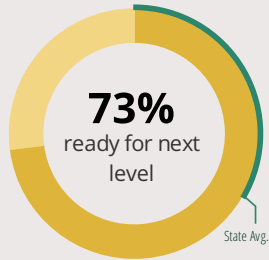
RANCH VIEW ELEMENTARY SCHOOL

1651 RANCHVIEW DR NAPERVILLE, IL 60565 1749 (630) 420-6575

Grades: K-5
District: NAPERVILLE CUSD 203

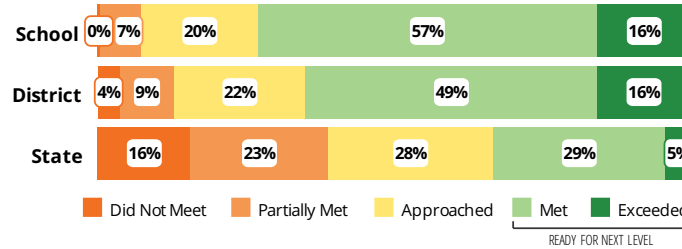
Principal: Ms.Suzanne Salness
Superintendent: Mr.Daniel Bridges

FAST FACTS



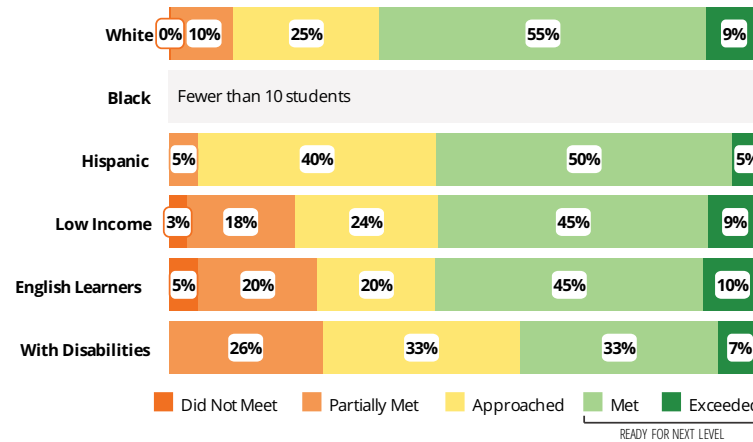
Academic Success

All Illinois students in grades 3-8 take the PARCC assessment each year. High school students take the PARCC in specific Math or English Language Arts (ELA) courses.



Success by Student Group

This display shows PARCC performance levels for each student group. No data is shown for groups with fewer than 10 students.



Student Characteristics

White	58%	Low Income	8%
Black	2%	English Learners	10%
Hispanic	6%	With Disabilities	9%
Asian	29%	Homeless	0%
American Indian	0%		
Two or More Races	5%		
Pacific Islander	0%		

School Environment



The **5Essentials Survey** allows students in grades 6-12 and all teachers to share their perspectives on essential conditions for learning. The anonymous survey consists of 5 components.

- Most implementation
- More implementation
- Average implementation
- Less implementation
- Least implementation
- Not Applicable/Low Response

Response Rates

Students	-
Teachers	-

Effective Leaders

Do principals and teachers implement a shared vision for success?

Collaborative Teachers

Do teachers collaborate to promote professional growth?

Ambitious Instruction

Are the classes challenging and engaging?

Supportive Environment

Is the school safe, demanding, and supportive?

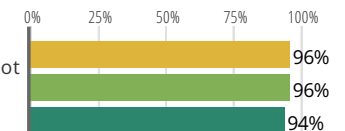
Involved Families

Does the entire staff build strong external relationships?

Student Attendance and Mobility

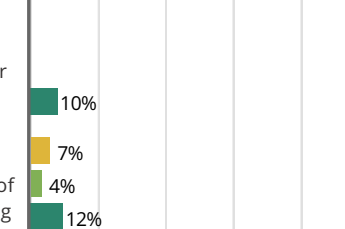
Attendance Rate

Rate at which students are present at school, not including excused or unexcused absences



Chronic Truancy Rate

Percentage of students who have been absent without valid reasons for 5% or more of regular school days



Student Mobility

Percentage of students who transfer in or out of the school during the school year, not including graduates





RANCH VIEW ELEMENTARY SCHOOL

School Highlights

Academic Courses

Band, Choir, Gifted and Talented Programs, Orchestra, Socratic Seminars, Summer School

Career Development Courses and Programs

Physical Education, Health and Wellness

Future Chef Competition for Elementary Level, Health Education Courses, Nutrition, Running Club

Athletics

Other Programs and Activities

After School Care, Art Club, Before School Care, Chess club, Chess Club, Environmental Club, Family Nights, Homework Club, Parent Associations, Pilot School for Champion's Program, Publishing Center, Reading Clubs, Student Council/Government, Tutoring Program, Writer's Workshop

School Personnel Resources

English as a Second Language Teacher, Librarian/Media Specialist, Paraprofessional, Reading Specialist, School Psychologist, School Social Worker, Special Education Teacher, Speech Language Pathologist-non teaching

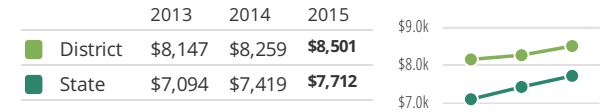
School Awards

ILL BOE Academic Excellence Award, SFCP Practicing Partnership Award for Cultural Diversity Parent Presentati, Those Who Excel State Nomination for Study Skills Academy Program

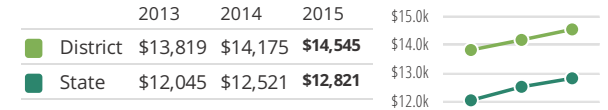
Facilities

District Finance

Instructional Spending per Pupil includes only the activities directly dealing with the teaching of students or the interaction between teachers and students.



Operational Spending per Pupil includes all costs for overall operations in this school's district, including Instructional Spending, but excluding summer school, adult education, capital expenditures, and long-term debt payments.



Educator Measures

This school has had **2 principal(s)** over the past 6 years. In the last three years, an average of **85% of teachers** return to this school each year.

FOR MORE INFORMATION

Visit IllinoisReportCard.com to see additional details about each item of information for this school. There you will find charts spanning multiple years, detailed explanations, resources, more of the school's programs and activities, and powerful tools that let you dig deeper into data.

Most of this data has been collected by ISBE from school districts through data systems. Some information, such as the School Highlights, is entered directly by principals and can be updated throughout the year.